

Data Sheet cPCA-1000-05-05-800

Photoconductive THz antenna for laser excitation wavelength ~ 800 nm
and [Crossed dipole](#) structure



PCA – Photo Conductive Antenna

Table of Contents

	Page
1	Mounting Options 1
2	PCA Specification 2
2.1	cPCA-1000-05-05-800-0 2
2.2	cPCA-1000-05-05-800-h 3
2.3	cPCA-1000-05-05-800h-l 4
2.4	cPCA-1000-05-05-800-c 5
2.5	cPCA-1000-05-05-800-c-l 6
2.6	cPCA-1000-05-05-800-a 7
2.7	cPCA-1000-05-05-800-a-l 8
3	Application Note 9
3.1	Measurement Setup 9
3.2	PCA Design 9
3.3	PCA Performance 10
4	Contact Details 11

1 Mounting Options

cPCA-1000-05-05-800-0	Unmounted PCA chip
cPCA-1000-05-05-800-h	Mounted on hyperhemispherical Si lens
cPCA-1000-05-05-800-h-l	Mounted on hyperhemispherical Si lens plus Adjusted focusing optical lens for free space laser excitation
cPCA-1000-05-05-800-c	Mounted on collimating aspheric Si lens
cPCA-1000-05-05-800-c-l	Mounted on collimating aspheric Si lens plus Adjusted focusing optical lens for free space laser excitation
cPCA-1000-05-05-800-a	Mounted on aspheric focusing Si lens
cPCA-1000-05-05-800-a-l	Mounted on aspheric focusing Si lens plus Adjusted focusing optical lens for free space laser excitation

Nomenclature

cPCA-1000-05-05-800-X-Y

cPCA-1000-05-05-800-X-Y	Antenna design	Crossed dipole
cPCA-1000-05-05-800-X-Y	Antenna length	1000 μm
cPCA-1000-05-05-800-X-Y	Gap distance	05 μm
cPCA-1000-05-05-800-X-Y	Gap width	05 μm
cPCA-1000-05-05-800-X-Y	Excitation wavelength	800 nm
cPCA-1000-05-05-800-X-Y	Mounted Si lens	0 / h / c / a
cPCA-1000-05-05-800-X-Y	Adjusted	l

2 PCA Specification

2.1 cPCA-1000-05-05-800-0

- Unmounted PCA chip

Table 1: Specification cPCA-1000-05-05-800-0

Parameter		Min	Recommended	Max
Laser source	Wavelength	650 nm	780 nm	850 nm
	Avg. optical power	-	10 mW	15 mW
	Avg. power density	-	-	50 000 W/cm ²
	Fluence	-	-	750 μJ/cm ²
	Pulse duration	-	100 fs	200 fs
	Repetition rate	70 MHz	80 MHz	-
	Spot diameter	5 μm	6 μm	-
Bias source	Voltage [V _e]	-	-	25 V
	Modulation frequency	0 Hz (Dc)	10 kHz	10 MHz
Dark resistance [R _d] ¹		> 1.5 MΩ	-	-
Parameter		Typical		
PCA chip	Width	4 mm ± 0.2 mm		
	Depth	4 mm ± 0.2 mm		
	Height	625 μm ± 25 μm		
THz Beam	Focal length	Dot source		

¹ Measurement conditions: room temperature & measuring voltage of 3.3 V

2.2 cPCA-1000-05-05-800-h

- Mounted on hyperhemispherical Si lens (LSH-D12-T7.13)

Table 2: Specification cPCA-1000-05-05-800-h

Parameter		Min	Recommended	Max
Laser source	Wavelength	650 nm	780 nm	850 nm
	Avg. optical power	-	10 mW	15 mW
	Avg. power density	-	-	50 000 W/cm ²
	Fluence	-	-	750 μJ/cm ²
	Pulse duration	-	100 fs	200 fs
	Repetition rate	70 MHz	80 MHz	-
	Spot diameter	5 μm	6 μm	-
Bias source	Voltage [V _e]	-	-	25 V
	Modulation frequency	0 Hz (Dc)	10 kHz	10 MHz
Dark resistance [R _d] ²		> 1.5 MΩ	-	-
Parameter		Typical		
Package		Max. diameter 25.4 mm Min. length 9.5 mm		
THz Beam	Virtual focal length ³	26.5 mm		
	Divergence angle	17°		

² Measurement conditions: room temperature & measuring voltage of 3.3 V

³ Measured from the apex

2.3 cPCA-1000-05-05-800h-I

- Mounted on hyperhemispherical Si lens (LSH-D12-T7.13)
- Adjusted focusing optical lens for free space laser excitation

Table 3: Specification cPCA-1000-05-05-800-h-I

Parameter		Min	Recommended	Max
Laser source	Wavelength	650 nm	780 nm	850 nm
	Avg. optical power	-	10 mW	15 mW
	Avg. power density	-	-	50 000 W/cm ²
	Fluence	-	-	750 μJ/cm ²
	Pulse duration	-	100 fs	200 fs
	Repetition rate	70 MHz	80 MHz	-
	Beam diameter ⁴	-	1.4 mm	1.6 mm
Bias source	Voltage [V _e]	-	-	25 V
	Modulation frequency	0 Hz (Dc)	10 kHz	10 MHz
Dark resistance [R _d] ⁵		> 1.5 MΩ	-	-
Parameter		Typical		
Package		Max. diameter 25.4 mm Min. length 20.9 mm		
THz Beam	Virtual focal length ⁶	26.5 mm		
	Divergence angle	17°		

⁴ Collimated laser beam

⁵ Measurement conditions: room temperature & measuring voltage of 3.3 V

⁶ Measured from the apex

2.4 cPCA-1000-05-05-800-c

- Mounted on collimating Si lens (LSA-D20-T13.77)

Table 4: Specification cPCA-1000-05-05-800-c

Parameter		Min	Recommended	Max
Laser source	Wavelength	650 nm	780 nm	850 nm
	Avg. optical power	-	10 mW	15 mW
	Avg. power density	-	-	50 000 W/cm ²
	Fluence	-	-	750 μJ/cm ²
	Pulse duration	-	100 fs	200 fs
	Repetition rate	70 MHz	80 MHz	-
	Spot diameter	5 μm	6 μm	-
Bias source	Voltage [V _e]	-	-	25 V
	Modulation frequency	0 Hz (Dc)	10 kHz	10 MHz
Dark resistance [R _d] ⁷		> 1.5 MΩ	-	-
Parameter		Typical		
Package		Max. diameter 25.4 mm Min. length 16.0 mm		
THz Beam	Focal length ⁸	∞		
	FWHM ⁹	11.0 mm		

⁷ Measurement conditions: room temperature & measuring voltage of 3.3 V

⁸ Measured from the apex

⁹ Full Width at Half Maximum

2.5 cPCA-1000-05-05-800-c-I

- Mounted on collimating Si lens (LSA-D20-T13.77)
- Adjusted focusing optical lens for free space laser excitation

Table 5: Specification cPCA-1000-05-05-800-c-I

Parameter		Min	Recommended	Max
Laser source	Wavelength	650 nm	780 nm	850 nm
	Avg. optical power	-	10 mW	15 mW
	Avg. power density	-	-	50 000 W/cm ²
	Fluence	-	-	750 μJ/cm ²
	Pulse duration	-	100 fs	200 fs
	Repetition rate	70 MHz	80 MHz	-
	Beam diameter ¹⁰	-	1.4 mm	1.6 mm
Bias source	Voltage [V _e]	-	-	25 V
	Modulation frequency	0 Hz (Dc)	10 kHz	10 MHz
Dark resistance [R _d] ¹¹		> 1.5 MΩ	-	-
Parameter		Typical		
Package		Max. diameter 25.4 mm Min. length 25.0 mm		
THz Beam	Focal length ¹²	∞		
	FWHM ¹³	11.0 mm		

¹⁰ Collimated laser beam

¹¹ Measurement conditions: room temperature & measuring voltage of 3.3 V

¹² Measured from the apex

¹³ Full Width at Half Maximum

2.6 cPCA-1000-05-05-800-a

- Mounted on focusing Si lens (LSA-D20-T14-F50)

Table 6: Specification cPCA-1000-05-05-800-a

Parameter		Min	Recommended	Max
Laser source	Wavelength	650 nm	780 nm	850 nm
	Avg. optical power	-	10 mW	15 mW
	Avg. power density	-	-	50 000 W/cm ²
	Fluence	-	-	750 μJ/cm ²
	Pulse duration	-	100 fs	200 fs
	Repetition rate	70 MHz	80 MHz	-
	Spot diameter	5 μm	6 μm	-
Bias source	Voltage [V _e]	-	-	25 V
	Modulation frequency	0 Hz (Dc)	10 kHz	10 MHz
Dark resistance [R _d] ¹⁴		> 1.5 MΩ	-	-
Parameter		Typical		
Package		Max. diameter 25.4 mm Min. length 16.0 mm		
THz Beam	Focal length ¹⁵	50.0 mm		
	Convergence angle	10°		

¹⁴ Measurement conditions: room temperature & measuring voltage of 3.3 V

¹⁵ Measured from the apex

2.7 cPCA-1000-05-05-800-a-I

- Mounted on focusing Si lens (LSA-D20-T14-F50)
- Adjusted focusing optical lens for free space laser excitation

Table 7: Specification cPCA-1000-05-05-800-a-I

Parameter		Min	Recommended	Max
Laser source	Wavelength	650 nm	780 nm	850 nm
	Avg. optical power	-	10 mW	15 mW
	Avg. power density	-	-	50 000 W/cm ²
	Fluence	-	-	750 μJ/cm ²
	Pulse duration	-	100 fs	200 fs
	Repetition rate	70 MHz	80 MHz	-
	Beam diameter ¹⁶	-	1.4 mm	1.6 mm
Bias source	Voltage [V _e]	-	-	25 V
	Modulation frequency	0 Hz (Dc)	10 kHz	10 MHz
Dark resistance [R _d] ¹⁷		> 1.5 MΩ	-	-
Parameter		Typical		
Package		Max. diameter 25.4 mm Min. length 25.0 mm		
THz Beam	Focal length ¹⁸	50.0 mm		
	Convergence angle	10°		

¹⁶ Collimated laser beam

¹⁷ Measurement conditions: room temperature & measuring voltage of 3.3 V

¹⁸ Measured from the apex

3 Application Note

3.1 Measurement Setup

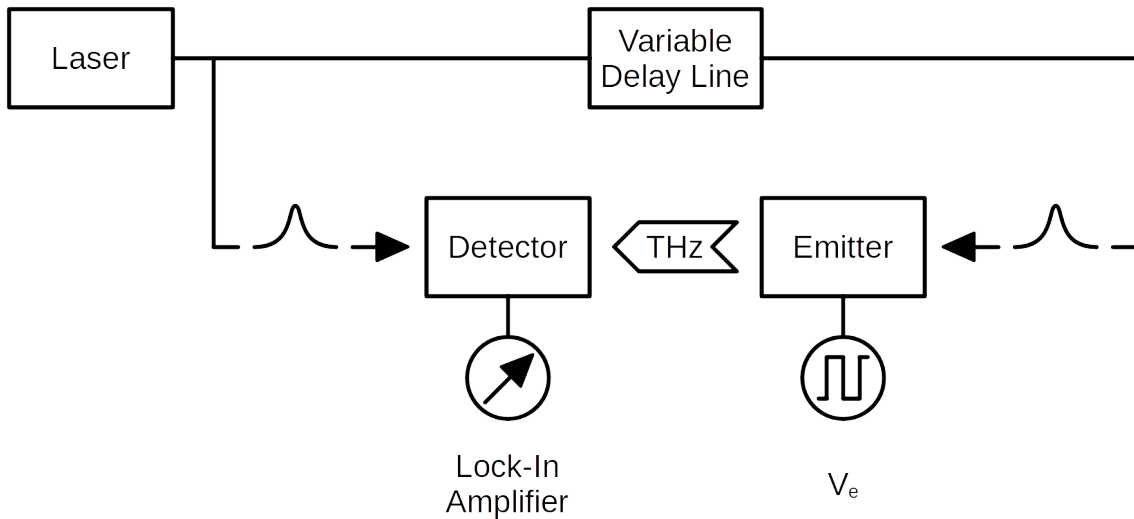


Figure 1: Setup for THz measurements

3.2 PCA Design

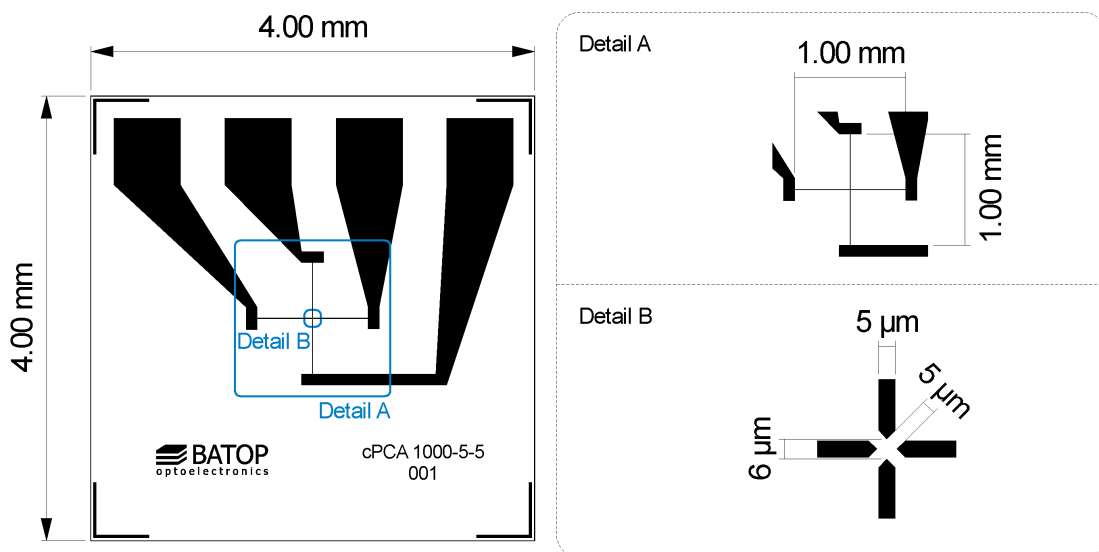


Figure 2: PCA dimensions

Antenna length = 1000 μm / Gap distance = 5 μm / Gap width = 5 μm

3.3 PCA Performance

Performance of the PCA combination:

cPCA-1000-05-05-800 (Emitter) & bPCA-100-05-10-800 (Detector)

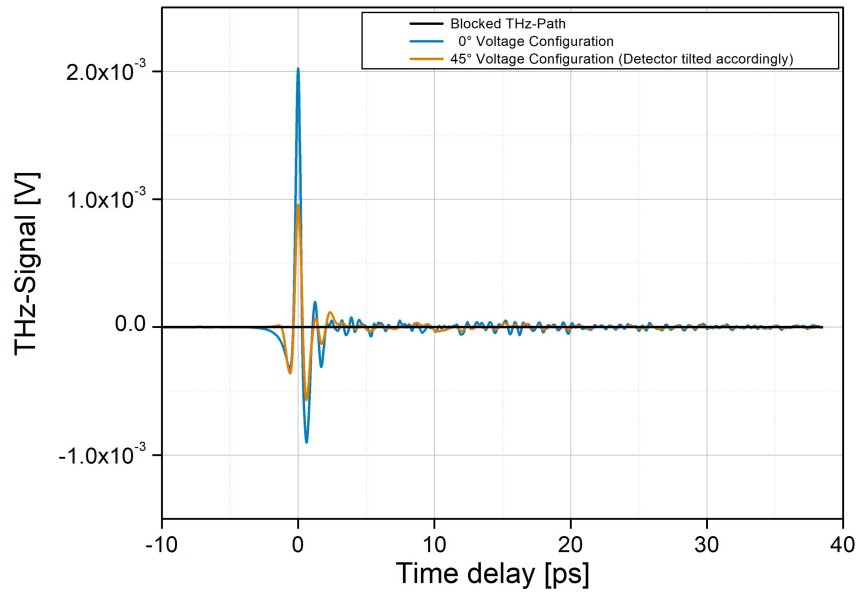


Figure 3: THz signal

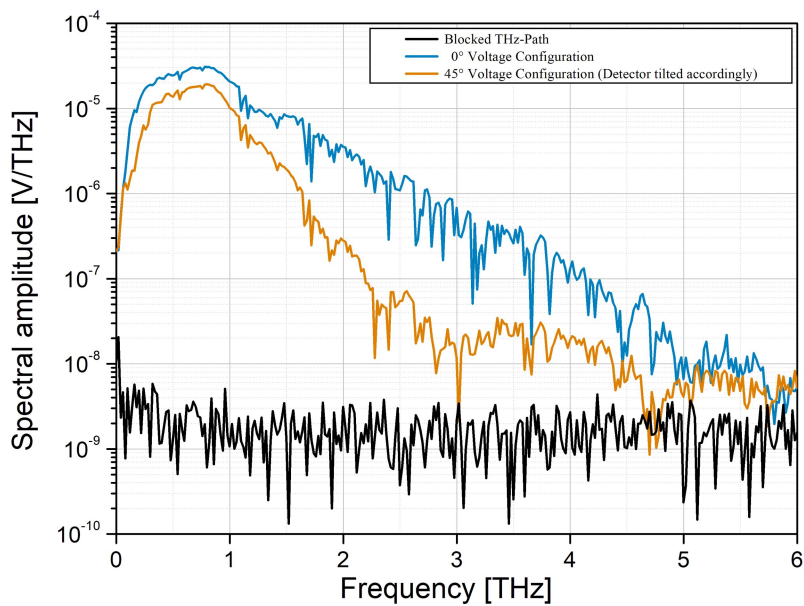


Figure 4: THz spectrum

4 Contact Details

BATOP GmbH
Stockholmer Straße 14
07747 Jena
Germany

E-Mail: info@batop.de (Sales)
 thz@batop.de (Support)
Phone: 0049 3641 634009 0